

# Lokotrack®

Mobile crushing & screening plants

A large mobile crushing and screening plant is shown in operation at a quarry. A large excavator arm is positioned over the plant, and a conveyor belt is visible on the left side. The background shows a large pile of crushed rock under a clear sky. The image is partially overlaid by a large, light blue curved shape and several overlapping green and yellow circles.

Making the big  
difference to  
our customers



## Contents

<b>Introduction</b>	<b>3</b>
<b>Lokotrack®</b>	<b>4-5</b>
<b>Lokotrack jaw plants</b>	<b>6</b>
Lokotrack LT96™	8
Lokotrack LT106™	9
Lokotrack LT116™	10
Lokotrack LT120™	11
Lokotrack LT120E™	12
Lokotrack LT130E™	13
Technical specification	15
<b>Lokotrack impactor plants</b>	<b>16</b>
Lokotrack LT1110™	18
Lokotrack LT1213™	19
Lokotrack LT1213S™	20
Lokotrack LT1315™	21
Lokotrack LT7150™	22
Technical specification	23
<b>Lokotrack cone plants</b>	<b>24</b>
Lokotrack LT220D™	26
Lokotrack LT330D™	27
Lokotrack LT200HP™	28
Lokotrack LT300HP™	29
Lokotrack LT300GP™	30
Technical specification	31
<b>Lokotrack mobile screens</b>	<b>32</b>
Lokotrack ST2.4™	34
Lokotrack ST2.8™	35
Lokotrack ST3.5™	36
Lokotrack ST3.8™	37
Lokotrack ST4.8™	38
Lokotrack ST620™	39
Lokotrack CT3.2™	40
Technical specification	41
<b>Lokotrack customized plants</b>	<b>42</b>
Lokotrack LT150E™	44
Lokotrack LT160E™	45
Lokotrack LT200E™	46
Lokotrack LT1415™	48
Lokotrack LT1418E™	49
Lokotrack LT1620E™	50
Lokotrack LT9100E™	51
Lokotrack LT550GP™	52
Lokotrack LT400HPF™	53
<b>Application examples</b>	<b>54-63</b>
<b>Services</b>	<b>64-67</b>

# Right where you need us We supply competitiveness

At Metso, we know that the only real measure of our worth is in the results we deliver to our customers. Our expertise is rooted in more than a century of experience that today provides our customers with an unparalleled knowledge base, rock-solid financial resources – plus the engineering know-how, innovative technologies and worldwide locations to ensure that your crushing and screening operations will profit.

Each Metso Lokotrack® is built to last for decades. In fact, the first Lokotrack built in 1985 is still in everyday use. A high level of engineering together with persistent quality testing ensures that each Lokotrack runs 24 hours a day, 365 days a year. The premium-quality Metso components together with Caterpillar® diesel engines guarantee that your Lokotrack runs smoothly, efficiently and safely.

By choosing the original Lokotrack®, you guarantee that your operations – and profit – stay up and running. Uninterrupted.



# Lokotrack®

## Why choose Lokotrack?




### Reliability

- High level of engineering
- Persistent quality testing
- Metso's premium-quality components
- More than a century of experience



### High capacity

- The best crushers on the market
- Good reliability, good availability
- Lokotrack for every application
- Metso's wear parts and cavity design



### Energy and environment

- Efficient due to an advanced engine, hydraulics and power transmission
- Advanced dust and noise reduction
- Easy to transport



### Safety

- Proper stairs and platforms
- Finger protection and safety wires
- Feed hopper hydraulic locking
- One button process start & stop



### Easy to use & maintain

- One button process start & stop
- Real-time diagnostics & easy process optimization
- All main languages available
- Interlocking for multistage process
- Industry-leading service network



# Lokotrack Jaw plants







Lokotrack LT96



Lokotrack LT106

The Lokotrack® LT96™ is the solution for the most difficult transportation conditions. It can be transported in an airplane, by ski lift or on a low bed trailer. The LT96 is our most compact mobile jaw crushing plant, providing great performance especially in recycling and the contracting segment.

**Lokotrack LT96 is built around the Nordberg® C96™ jaw crusher.** The sturdy, bolted and pinned design increases the durability of the crusher against shock loads. The swinging function is available through the powerful hydraulic drive.

**Metso IC™ process control system** provides you with optimum crushing results. It enables single-button start and stop, and its different access levels are widely used, especially in the rental business. Metso IC process control is a standard feature in the LT96.

**Active Setting Control™** is an additional feature for the Lokotrack LT96. The highly advanced system acts as a setting adjustment system and releases the crusher cavity to open in the event of hitting non-crushable material such as slag or steel bars in concrete. The Active Setting Control allows the operator to read and adjust settings on a display or through radio remote control.

**Features**

<b>Crusher</b>	Nordberg® C96™
<b>Feed opening</b>	930 x 580 mm (37" x 23")
<b>Engine</b>	CAT®, 170 kW (228 hp)
<b>Weight</b>	28 000 kg (62 000 lbs)



The Nordberg® C96™ jaw crusher with Active Setting Control™

The Lokotrack® LT106™ combines over 30 years of experience in mobile equipment with 21st century materials and design. It simultaneously cuts operating costs and generates the highest customer value possible.

**Lokotrack LT106 is equipped with the Nordberg® C106™ jaw crusher,** with a proven track record in the toughest of applications. New features, such as a radial side conveyor, high inertia flywheels and Metso IC™ process control system that utilizes an ultrasonic material level sensor, offer the best capacity and cost efficiency in the 40-tonne size class. The CAT® engine with hydraulic drive ensures trouble-free operation and enables the swinging function.

**Lokotrack LT106's compact dimensions** and agility on tracks mean lower transport costs between and at crushing sites. The chassis design, with good clearance at both ends, enables safe and easy loading onto a trailer. Thanks to the feed hopper sides with a patented and safe hydraulic securing system and radial side conveyor, the unit is ready for crushing or transport within minutes.

**New design features,** such as engine layout and flywheel composite covers, together with spacious service platforms and general excellent accessibility make daily operations safe and easy. You can add flexibility with additional features like a screen module and long main conveyor.

**Features**

<b>Crusher</b>	Nordberg® C106™
<b>Feed opening</b>	1 060 x 700 mm (42" x 28")
<b>Engine</b>	CAT®, 224 kW (300 hp)
<b>Weight</b>	40 000 kg (88 000 lbs)



Lokotrack® Urban LT106™ opens the way for crushing in densely populated environments, such as city centers. It enables significant up to 60% reduction in noise levels, and it cuts dust emissions remarkably.





Lokotrack LT116

The Nordberg® C116™ jaw crusher on an advanced chassis makes the Lokotrack® LT116™ relatively light but provides high capacity in contracting crushing. A total weight of around 50 tonnes means easy transportability on roads. Metso IC™ process control system is a standard feature in the LT116.

**Lokotrack LT116 is built around the Nordberg C116 jaw crusher**, benefiting from proven, tested solutions through the latest product development and know-how. The C116 jaw crusher is designed to crush all rock types from the hardest granites to abrasive ones and to recycle materials.

**The by-pass chute with an optional side conveyor** offers versatile working options according to the required crushing process. An independent scalper and a screen module are available for the most demanding feed materials. The Lokotrack LT116 is a versatile solution, perfectly suited to Lokotrack multistage processes.

### Features

Crusher	Nordberg® C116™
Feed opening	1 150 x 760 mm (45" x 30")
Engine	CAT®, 310 kW (415 hp)
Weight	50 000 kg (110 000 lbs)



Lokotrack LT120

The robust Lokotrack® LT120™ jaw crushing plant is an outcome of combining solid experience with a new way of thinking. The thorough design process, that pays attention to each and every detail, guarantees outstanding performance, and premium-quality Metso parts ensure a reliable solution.

**A reliable and efficient mobile crushing plant** is the sum of several factors working together smoothly. The Nordberg® C120™ jaw crusher with its large feed opening provides excellent capacity even in the toughest applications. The hydraulic drive ensures trouble-free operation and enables the crusher direction to be changed in case of blockage. CAT® engine module provides optimal power to the high inertia flywheels.

**Lokotrack LT120 is designed to be safe to operate and maintain.** The jaw die bolts are easily accessible, and the composite covers protecting the flywheels can be safely and easily opened. Having good access and proper platforms really make a difference in daily operational safety.

### Features

Crusher	Nordberg® C120™
Feed opening	1 200 x 870 mm (47" x 34")
Engine	CAT®, 310 kW (415 hp)
Weight	62 000 kg (137 000 lbs)



"We have been extremely satisfied by the LT120's strong construction, high capacity and especially its very low fuel consumption. Improved production costs make the LT120 perfect equipment for our needs."

**Jean-Roger Delanne**  
**Managing Director**  
**SAS Carrières d'Ambazac, France**





Lokotrack LT120E

The Lokotrack® LT120E™ is a revolutionary masterpiece in mobile crushing with electricity. Superior capacity combined with excellent fuel economy provides the lowest sustainable cost per ton.

**Lokotrack LT120E is a hybrid mobile crushing plant**, its power supplied either by an external network or by the 420 kVA on-board diesel generator. The electrically driven crusher and conveyors enable a highly effective, economical and environment-friendly process.

**The Nordberg® C120™ jaw crusher provides outstanding capacity** due to an excellent nip angle and aggressive linear stroke.

**Your special requirements** are taken into account with the wide range of options designed for the Lokotrack LT120E. For example, a long foldable main conveyor and wide feed hopper extensions help to optimize the LT120E for your needs. Precisely designed details guarantee safe operation while proper platforms and composite covers enable easy maintenance. Compact dimensions make the Lokotrack LT120E easy to transport and operate even in the most demanding conditions.



Lokotrack LT130E

The Lokotrack® LT130E™ mobile jaw crushing plant is the right choice for primary crushing in quarry operations. Its heavy-duty design guarantees a reliable solution and high capacity, even with the hardest feed materials. The LT130E can operate electrically with an external power source or by using an onboard diesel generator when no external power source is available.

**The Nordberg® C130™ jaw crusher on the Lokotrack LT130E takes your capacity to a new level in large-scale quarry applications.**

A deeper 1 000 mm (40") feed opening is able to handle coarser feed material and it greatly reduces the need for blasting. A small nip angle and excellent kinematics ensure aggressive crushing along the whole length of the crushing cavity and for all rock conditions.

**Metso makes it easy to adapt Lokotrack LT130E to your existing process.** You only need to adjust the height of the main conveyor hydraulically and start the process. Metso's advanced IC process control system ensures that the process runs smoothly. It connects the unit to all Lokotrack crushing and screening plants wirelessly or by using an interlocking cable. Excellent working space on platforms and easy access to all maintenance points make your daily routines much easier than before.

**Features**

Crusher	Nordberg® C130™
Feed opening	1 300 x 1 000 mm (51" x 39")
Engine	CAT®, 403 kW / 500 kVA (545 hp)
Weight	103 000 kg (227 000 lbs)



The easy split feature makes your life much easier if you move the unit on a regular basis. Especially for use in contracting, you can operate without heavy cranes and set up the plant within a matter of hours.

**Features**

Crusher	Nordberg® C120™
Feed opening	1 200 x 870 mm (47" x 34")
Engine	CAT®, 310 kW / 420 kVA (415 hp)
Weight	65 000 kg (143 000 lbs)



"With extremely difficult feed material, we have achieved good and steady capacities. The Lokotrack LT120E is clearly more economical than our previous jaw plants."

**Hans-Jürgen Jeschke**  
**Quarry Manager**  
**Heidelberger Sand und Kies GmbH, Germany**



# Lokotrack jaw plants



	LT96™	LT106™	LT116™	LT120™	LT120E™	LT130E™
<b>Transport dimensions</b>						
Length	12 450 mm (40' 10")	15 200 mm (49' 9")	15 600 mm (51' 2")	16 650 / 17 400* mm (54' 8" / 57' 1")	16 650 / 17 400* mm (54' 8" / 57' 1")	21 500 mm (70' 6")
Width	2 500 mm (8' 2")	2 800 mm (9' 2")	3 000 mm (9' 10")	3 000 mm (9' 10")	3 000 mm (9' 10")	3 500 mm (11' 6")
Height	3 100 mm (10' 2")	3 400 mm (11' 2")	3 600 mm (11' 10")	3 900 mm (12' 10")	3 900 mm (12' 10")	3 900 mm (12' 8")
Weight	28 000 kg (62 000 lbs)	40 000 kg (88 000 lbs)	50 000 kg (110 000 lbs)	62 000 kg (137 000 lbs)	65 000 kg (143 000 lbs)	103 000 kg (227 000 lbs)
<b>Crusher</b>						
Model	Nordberg® C96™	Nordberg® C106™	Nordberg® C116™	Nordberg® C120™	Nordberg® C120™	Nordberg® C130™
Nominal feed opening	930 x 580 mm (37" x 23")	1 060 x 700 mm (42" x 28")	1 150 x 760 mm (45" x 30")	1 200 x 870 mm (47" x 34")	1 200 x 870 mm (47" x 34")	1 300 x 1 000 mm (51" x 39")
<b>Feeder</b>						
Hopper volume	4 / 6* m <sup>3</sup> (5.2 yd <sup>3</sup> / 7.8* yd <sup>3</sup> )	6 / 9* m <sup>3</sup> (8 / 12* yd <sup>3</sup> )	6 / 9* m <sup>3</sup> (8 / 12* yd <sup>3</sup> )	7 / 12* m <sup>3</sup> (9 / 16* yd <sup>3</sup> )	7 / 12* m <sup>3</sup> (9 / 16* yd <sup>3</sup> )	11 / 23* m <sup>3</sup> (15 / 30* yd <sup>3</sup> )
Loading height	3 500 mm (11' 6")	3 900 mm (12' 10")	4 000 mm (13' 1")	4 430 mm (14' 6")	4 430 mm (14' 6")	5 850 mm (19' 2")
Loading width	2 693 / 3 500* mm (8' 10" / 11' 6")	2 630 / 3 600* mm (8' 8" / 11' 10")	2 610 / 3 600* mm (8' 7" / 11' 10")	2 600 / 4 100* mm (8' 7" / 13' 6")	2 600 / 4 100* mm (8' 7" / 13' 6")	3 150 / 5 000* mm (10' 4" / 16' 5")
<b>Conveyors' discharge height</b>						
Main conveyor	2 600 / 3 600* mm (8' 7" / 11' 10")	2 800 / 3 900* mm (9' 2" / 12' 10")	2 800 / 3 900* mm (9' 2" / 12' 10")	3 400 / 4 700* mm (11' 2" / 15' 5")	3 400 / 4 700* mm (11' 2" / 15' 5")	3 000 - 4 550 mm (10' 4" - 14' 11")
Side conveyor	1 547 mm (5' 1")	1 630 mm (5' 4")	1 930 mm (6' 4")	2 850 mm (9' 5")	2 850 mm (9' 5")	2 900 mm (9' 6")
Screen product conveyor	2 300 mm (7' 7")	2 600 mm (8' 7")	2 710 mm (8' 11")	o	o	o
Screen side conveyor	1 800 mm (6')	2 650 mm (8' 8")	2 775 mm (9' 1")	o	o	o
<b>Engine</b>						
Manufacturer	CAT®	CAT®	CAT®	CAT®	CAT®	CAT®
Power	170 kW (228 hp)	224 kW (300 hp)	310 kW (415 hp)	310 kW (415 hp)	310 kW / 420 kVA (415 hp)	403 kW / 500 kVA (545 hp)
Fuel tank capacity	500 l (132 gal)	630 l (166 gal)	600 l (159 gal)	630 l (166 gal)	630 l (166 gal)	1 200 l (317 gal)
Process control system	Metso IC™	Metso IC™	Metso IC™	Metso IC™	Metso IC™	Metso IC™
<b>Screen</b>						
Model	TK11-20-S*	TK11-30-S*	TK13-30-S*	o	o	o
Size	2 000 / 1 100 mm (6' 7" / 3' 7")	3 000 / 1 100 mm (9' 10" / 3' 7")	3 000 / 1 300 mm (9' 10" / 4' 3")	o	o	o
<b>Options</b>						
Hopper extensions	•	•	•	•	•	•
Feeder rubber bottom	•	•	•	•	•	•
Rubber lining for hopper	•	•	•	•	•	•
Side conveyor	•	•	•	•	•	•
Active Setting Control™	•	•	•	o	o	o
Material level controller	•	•	•	•	•	•
Belt protection plate	•	•	•	•	•	•
Automatic lubrication unit	•	•	•	•	•	•
Long main conveyor	•	•	•	•	•	o
Magnetic separator	•	•	•	•	•	•
Remote radio control	•	•	•	•	•	•
Dust encapsulation	•	•	•	•	•	•
High pressure water spraying	•	•	•	•	•	•
Pre-heater for engine	•	•	•	•	•	•
Hot / cold climate kit	•	•	•	•	•	•
Extreme cold climate kit	•	•	•	•	•	•
Hydraulic boom and hammer	•	•	•	•	•	•
Additional platform	•	•	•	o	o	o
Hydraulic generator	•	•	•	•	•	o
Fuel filling pump	•	•	•	•	•	•
Hydraulic power take off	•	•	•	•	o	o
Interlocking cable	•	•	•	•	•	•

\*option



# Lokotrack Impactor plants







Lokotrack LT1110

The Lokotrack® LT1110™ is our most compact impactor plant on tracks. The LT1110 is commonly used for crushing medium hard rocks and for recycling. It can crush any recycled material from asphalt to concrete and bricks. The Nordberg® NP1110M™ impact crusher always provides high capacity and a high reduction rate.

**Lokotrack LT1110 is built around the powerful Nordberg NP1110M impact crusher** from the proven NP series. The crusher is specially designed for mobile applications, and features a large feed opening and robust construction for long-lasting, reliable operation. The Lokotrack LT1110 always features high-quality blow bars as standard.

**The highly advanced Metso IC™** process control system controls and adjusts all key parameters in the process for optimum crushing results. By controlling the feeder and crusher it gets the best performance out of the LT1110.

**An additional screen module with a return conveyor** allows the Lokotrack LT1110 to produce a calibrated end product with just a single unit. The new engine module and hydraulic system provide more power for the crusher and enable lower fuel consumption.

Features	
Crusher	Nordberg® NP1110M™
Feed opening	1 040 x 800 mm (41 x 31")
Engine	CAT®, 248 kW (333 hp)
Weight	32 000 kg (71 000 lbs)



"Since we installed our Lokotrack LT1110 and ST3.5, we have processed 200,000 tons of rock. What our Metso Lokotrack system has done so far is unbelievable and we are just getting started."

**Angelo Fish**  
 Director  
 Southern Land Company, Tennessee, USA



Lokotrack LT1213

The Lokotrack® LT1213™ is a fully-equipped mobile impactor plant that combines mobility, high capacity and flexibility in applications. The CAT® diesel engine secures crushing power and high-quality blow bars put the final touches on performance. The LT1213 can operate as a primary or secondary unit.

**Lokotrack LT1213 is easy to operate.** The new radial side conveyor, hydraulic locking on the long main conveyor and feed hopper walls are examples of innovations used in the LT1213. The LT1213 can be fine-tuned for aggregate, quarry or recycling applications with features like a vibrating grizzly or pan feeder under the crusher.

**The LT1213 features an advanced gearbox** as standard. The Metso gearbox provides the most efficient crusher drive system on the market with assisted start and brake. An optimized hydraulic circuit with an independent fan and stand-by function gives up to 20% lower fuel consumption and more power for the crusher.

**The crusher service rotation** is carried out by a 24V hydraulic power pack. New tools are provided to help change the blow bars and breaker plates. Special attention is paid to access to the service locations and trouble-free material flow. The stand-by function helps to save fuel and reduce noise when idling.

Features	
Crusher	Nordberg® NP1213M™
Feed opening	1 320 x 900 mm (52 x 35 ½")
Engine	CAT®, 310 kW (415 hp)
Weight	42 000 kg (93 000 lbs)



"After starting asphalt recycling with Lokotrack LT1213 impactor plant, we have verified a fuel consumption of 24 liters (6.3 Gl) per hour, which is much less than with our older and smaller impactor plant."

**Karl-Werner Bierbrauer**  
 Managing Director  
 Bierbrauer & Sohn, Germany





## Lokotrack LT1213S

The Lokotrack® LT1213S™ is a fully equipped mobile impactor plant with a high-capacity single deck screen and a return conveyor. The LT1213S can be transported as a single unit on a low bed trailer.

**The brand new dual-slope screen and radial return conveyor** provides high on-board screening capacity and makes the Lokotrack LT1213S easy to operate in closed and open circuits. The screening unit can be docked in just a few minutes. The LT1213S can be fine-tuned for aggregate, quarry or recycling applications including asphalt with features like a vibrating grizzly or pan feeder under the crusher.

**The LT1213S has an advanced gearbox** as standard. The Metso gearbox provides the most efficient crusher drive system on the market with assisted start and brake. The optimized hydraulic circuit with an independent fan and stand-by function provides up to 20% lower fuel consumption in addition to more power for the crusher.

**The crusher service rotation** is carried out by a 24V hydraulic power pack. New tools are provided to help change the blow bars and breaker plates. Special attention is paid to access to the service locations and trouble-free material flow. The stand-by function helps to save fuel and reduce noise when idling.

### Features

<b>Crusher</b>	Nordberg® NP1213M™
<b>Feed opening</b>	1 320 x 900 mm (52 x 35 1/2")
<b>Engine</b>	CAT®, 310 kW (415 hp)
<b>Weight</b>	51 000 kg (112 000 lbs)



The dual-slope screen enables efficient and accurate separation.



## Lokotrack LT1315

The Lokotrack® LT1315™ combines a constant high crushing capacity, a broad range of process options and excellent operator-friendliness with the newest dust and noise reduction options. The Lokotrack LT1315 is the ideal machine for high-capacity contracting jobs due to its low transport height, which enables easy transport on a standard trailer. When equipped with the optional over band magnetic separator and pan feeder below the crusher, the trouble-free processing of recycled materials containing rebar is possible.

**Lokotrack LT1315 is built around the powerful Nordberg® NP1315™ impact crusher**, which can crush medium hard rock types such as limestone as well as all rock-based recycled materials. The NP crushers feature a large feed opening to avoid bridging, a unique triple-wedge hammer retention system for simple and quick locking of wedges, and heavy-duty construction for a long and reliable service life.


**Lokotrack LT1315 is equipped with a pan feeder/scalper** capable of handling the stickiest feed materials. Additionally, the LT1315 can be equipped with the optional highly efficient two-deck screen and product conveyors. This enables production of one or two calibrated end products. When equipped with the circulation conveyor, the screen oversize fractions can be returned to the crusher.

### Features

<b>Crusher</b>	Nordberg® NP1315™
<b>Feed opening</b>	1 540 x 930 mm (61 x 37")
<b>Engine</b>	CAT®, 403 kW (540 hp)
<b>Weight</b>	60 000 kg (132 000 lbs)



# Lokotrack impactor plants



## Lokotrack LT7150

The Lokotrack® LT7150™ mobile VSI plant is the first choice in final stage crushing for producing high-quality cubical aggregates, road base and manufactured sand for concrete production. The LT7150 is built around the proven Barmac® B Series vertical shaft impactor featuring rock-on-rock crushing action.

**The crusher allows quick and easy operation and service, the possibility to steplessly control** the product grading, and the production of superior cubical end products. The Barmac VSI's rotor accelerates the material and continuously discharges it into the crushing chamber. The particle exit velocities range between 45–70 m/s (150–230 ft/s). The crusher runs with a direct hydraulic motor, eliminating the need for V-belts. This allows tip speed to be fully adjustable from the automated control panel.

**The LT7150 can be fed by conveyor, excavator or wheel loader** thanks to the large feed hopper. The sturdy belt feeder takes the feed to the crusher. The efficient, environmentally friendly CAT® diesel engine powers the Lokotrack LT7150, meeting the latest emission requirements.

**The market-leading, user-friendly Metso IC™ process control** system features complete automatic crushing process controls, single-button process startup and advanced fault diagnostics.

### Features

<b>Crusher</b>	Barmac® B7150M™
<b>Max feed size</b>	57 mm (2 ¼")
<b>Engine</b>	CAT®, 310 kW (415 hp)
<b>Weight</b>	30 000 kg (66 000 lbs)



Metso's new Orange Series Rotor is a user-friendly and cost-effective solution for your VSI application. Uptime can be significantly increased through shorter maintenance breaks and longer life of wear parts.

	LT1110™	LT1110S™	LT1213™	LT1213S™	LT1315™	LT7150™
<b>Transport dimensions</b>						
Length	14 850 mm (49')	17 700 mm (58'1")	15 400 mm (50'6")	19 400 mm (63'7")	18 000 mm (59')	16 750 mm (54'11")
Width	2 550 mm (8'4")	2 750 mm (9')	2 980 mm (9'9")	3 200 mm (10'6")	3 500 mm (11'5")	3 000 mm (9'10")
Height	3 400 mm (11'2")	3 400 mm (11'2")	3 600 mm (11'10")	3 600 mm (11'9")	3 800 mm (12'5")	3 400 mm (11'1")
Weight	32 000 kg (71 000 lbs)	38 000 kg (84 000 lbs)	42 000 kg (93 000 lbs)	51 000 kg (112 000 lbs)	60 000 kg (132 000 lbs)	30 000 kg (66 000 lbs)
<b>Crusher</b>						
Model	Nordberg® NP1110M™	Nordberg® NP1110M™	Nordberg® NP1213M™	Nordberg® NP1213M™	Nordberg® NP1315™	Barmac® B7150M™
Nominal feed opening	1 040 x 800 mm (41 x 31")	1 040 x 800 mm (41 x 31")	1 320 x 900 mm (52 x 35½")	1 320 x 900 mm (52 x 35½")	1 540 x 930 mm (61 x 37")	o
<b>Feeder</b>						
Hopper volume	5 / 8* m³ (6.6 / 10.5* yd³)	5 / 8* m³ (6.6 / 10.5* yd³)	6 / 9* m³ (8 / 12* yd³)	6 / 9* m³ (8 / 12* yd³)	8 / 22* m³ (10.5 / 29* yd³)	5 m³ (6.6 yd³)
Loading height	3 620 mm (11'10")	3 620 mm (11'10")	3 800 mm (12'6")	3 800 mm (12'6")	4 450 mm (14'7")	2 740 mm (9'0")
Loading width	2 600 / 3 500* mm (8'7" / 11'6")	2 600 / 3 500* mm (8'7" / 11'6")	2 630 / 3 600* mm (8'8" / 11'10")	2 630 / 3 600* mm (8'8" / 11'10")	2 750 mm (9')	2 500 mm (8'3")
<b>Conveyors' discharge height</b>						
Main conveyor	2 900 mm (9'7")	2 900 mm (9'7")	3 100 / 4 000* mm (10'2" / 13'2")	3 100 mm (10'2")	3 500 / 4 700* mm (11'6" / 15'5")	3 000 mm (9'10")
Side conveyor	2 000 mm (6'7")	2 000 mm (6'7")	1 500 mm (4'10")	1 500 mm (4'10")	3 650 mm (11'12")	o
Screen product conveyor	o	2 850 mm (9'4")	o	3 070 mm (10'1")	3 550 mm (11')	o
Screen side conveyor	o	3 400 mm (11'2")	o	4 000 mm (13'1")	3 660 mm (12')	o
<b>Engine</b>						
Manufacturer	CAT®	CAT®	CAT®	CAT®	CAT®	CAT®
Power	248 kW (333 hp)	248 kW (333 hp)	310 kW (415 hp)	310 kW (415 hp)	403 kW (540 hp)	310 kW (415 hp)
Fuel tank capacity	500 l (132 gal)	500 l (132 gal)	630 l (166 gal)	630 l (166 gal)	1 000 l (264 gal)	600 l (159 gal)
Process control system	Metso IC™	Metso IC™	Metso IC™	Metso IC™	Metso IC™	Metso IC™
<b>Screen</b>						
Model	o	TK11-30-5	o	DS16-36	TK16-35	o
Size	o	3 000 / 1 100 mm (9'10" / 3'7")	o	3 600 / 1 600 mm (11'10" / 5'3")	3 500 / 1 600 mm (11'6" / 5'3")	o
<b>Options</b>						
Hopper extensions	•	•	•	•	•	o
Separated feeder and scalper	o	o	•	•	•	o
Feeder rubber bottom	•	•	•	•	•	o
Rubber lining for hopper	•	•	•	•	•	o
Side conveyor	•	•	•	•	•	o
Material level controller	•	•	•	•	•	o
Automatic lubrication unit	o	o	o	o	o	•
Under crusher pan feeder	o	o	•	•	•	o
Long main conveyor	•	o	•	o	•	o
Magnetic separator	•	•	•	•	•	o
Remote radio control	•	•	•	•	•	•
Dust encapsulation	•	•	•	•	•	•
High pressure water spraying	•	•	•	•	•	•
Pre-heater for engine	•	•	•	•	•	•
Hot / cold climate kit	•	•	•	•	•	•
Extreme cold climate kit	•	•	•	•	o	o
Hydraulic generator	•	•	•	•	•	•
Fuel filling pump	•	•	•	•	•	•
Hydraulic power take off	•	•	•	•	•	•
Interlocking cable	•	•	•	•	•	•

\*option



# Lokotrack Cone plants







Lokotrack LT220D



Lokotrack LT330D

Lokotrack® LT220D™ is a revolutionary masterpiece in Metso's world-beating Lokotrack crushing and screening equipment range. The innovative combination of high-performance cone crusher and screen onto the same chassis brings you indisputable benefits.

**Lokotrack LT220D is a new innovative way to combine crusher and screen** onto the same chassis. LT220D can be equipped with either proven and powerful Nordberg® GP220™ or HP200™ cone crushers. A large 8.4 m<sup>2</sup> (10 yd<sup>2</sup>) screen provides high capacity as well as excellent screening efficiency. By combining the Lokotrack LT220D with a LT106™ primary jaw crushing plant you can produce up to 3 calibrated end products using just two plants. The intelligent Metso IC™ process control system ensures safe and reliable control of the crushing process.

**Running both crusher and screen with a single CAT® diesel engine clearly makes a big difference.** The maximum power available for the crusher is achieved by using efficient direct drive power transmission. As a result, fuel consumption is substantially decreased and running costs reduced.

**Lokotrack LT220D transforms into a very compact package.** Weighing only 48 tons (105 000 lbs) with side conveyors on board, Lokotrack LT220D is easy to transport on most roads and highways.

**Features**

<b>Crusher</b>	Nordberg® GP220™ / HP200™
<b>Feed opening</b>	210 / 185 mm (8 1/4" / 7 1/4")
<b>Engine</b>	CAT®, 310 kW (415 hp)
<b>Weight</b>	48 000 kg (105 000 lbs)



"The figures verified by us are very convincing. The LT220D cone crushing plant with a full-sized screen increases capacity by 25% and consumes only 34 liters (9 Gl) per hour, resulting in a 40% fuel savings compared to its predecessor."

**Runar Finsveen**  
**Manager**  
**Finsveen Maskin AS, Norway**

Lokotrack® LT330D™ is an all-electric way to combine a crusher and screen on the same chassis. Despite having a high-capacity crusher and screen, LT330D is still easily transportable enabling efficient contract crushing.

**Lokotrack LT330D can be equipped with either Nordberg® GP330™ or HP300™ cone crushers.** To achieve maximum performance in all applications, GP330 offers a wide selection of strokes together with a large setting range. HP300 is a proven solution with an installed base of thousands of units around the world. A purposely designed 2 000 mm (6'7") wide dual-slope screen provides excellent total throughput and complements the combination.

**During operation, Lokotrack LT330D is fully electrically driven.** To achieve the most economical operation, an external power source can be used. In locations where this is not possible, an integrated CAT® diesel engine and 500 kVA generator power package ensures efficient operation. After arriving on site, the unit is quickly set-up and ready for action thanks to hydraulic cylinders located in the screen and conveyors.

**In LT330D, special emphasis has been put on safe maintenance and operation.** Extensive platforms and good access make crusher wear part and screen mesh changes quick, easy and safe. Metso IC™ process control system further ensures LT330D operates in a safe and efficient way.

**Features**

<b>Crusher</b>	Nordberg® GP330™ / HP300™
<b>Feed opening</b>	230 mm (9 1/16")
<b>Engine</b>	CAT®, 403 kW / 500 kVA (540 hp)
<b>Weight</b>	67 000 kg (150 000 lbs)



Compact dimensions make transportation easy.





Lokotrack LT200HP

The Lokotrack® LT200HP™, designed for secondary and tertiary crushing applications, combines high capacity, a large feed opening and compact transport dimensions. The crushing plant is built around one of the best-selling cone crushers on the market, the Nordberg® HP200™.

**The Nordberg HP200 cone crusher** features high capacity and reliability, in addition to top quality and cubical end products as well as low wear part costs.

**The market-leading, user-friendly Metso IC™** process control system features complete automatic crushing process controls, single-button process startup and advanced fault diagnostics. It also ensures the steady and constant feeding of the crusher at all times.

**The Lokotrack® LT200HPS™ cone plant can be equipped with either one or two-deck detachable screens.** This cone plant is designed for efficient secondary and fine crushing and screening applications, where high throughput, a high-quality end product shape, accurate screening and compact transport dimensions are needed.

### Features

<b>Crusher</b>	Nordberg® HP200™
<b>Feed opening</b>	210 mm (8 17/64")
<b>Engine</b>	CAT®, 310 kW (415 hp)
<b>Weight</b>	30 000 kg (66 000 lbs)



Lokotrack LT300HP

The track-mounted Lokotrack® LT300HP™ cone plant, equipped with the proven Nordberg® HP300™ cone crusher, is the most efficient and flexible secondary and tertiary crushing plant on the market that can be transported from site to site as a single unit.

**Lokotrack LT300HP has robust construction** for the toughest of hard rock crushing sites. The proven HP300 crusher cavity can be selected according to the specific application requirements to achieve high capacity, top end product quality as well as low wear part costs. The optimized power transmission system makes the LT300HP extremely cost effective.

**The LT300HP can be optimized** for different needs and applications with a variety of optional feeding and screening equipment. An integrated screen module option offers the possibility to produce calibrated end products. The LT300HP is equipped with advanced Metso IC™ process control system and can also be used as part of a multistage plant together with different mobile screens. Easy transportability on a trailer allows the Lokotrack LT300HP to be used in high-capacity contracting.

### Features

<b>Crusher</b>	Nordberg® HP300™
<b>Feed opening</b>	230 mm (9 1/16")
<b>Engine</b>	CAT®, 403 kW (540 hp)
<b>Weight</b>	43 000 kg (95 000 lbs)



Lokotrack LT300HP is available with either a belt feeder or alternatively with a vibrating grizzly feeder.





# Lokotrack LT300GP

The track-mounted Lokotrack® LT300GP™ is a flexible mobile crushing plant for any demanding secondary and tertiary crushing application.

**Lokotrack LT300GP can be operated either as a secondary or tertiary crushing plant.** The robust Nordberg® GP3005™ or GP330™ crushers with a variety of cavities provide high capacity, top end product quality and low wear part costs in all applications. The optimized power transmission system makes the LT300GP extremely cost effective.

**The LT300GP can be optimized** for different needs and applications with a variety of optional feeding and screening equipment. The integrated screen module option offers the possibility to produce calibrated end products. The LT300GP is equipped with advanced Metso IC™ process control system and can also be used as part of a multistage plant together with different mobile screens. Compact dimensions ensure that the Lokotrack LT300GP is easily transportable on a trailer.

## Features

<b>Crusher</b>	Nordberg® GP3005™ / GP330™
<b>Feed opening</b>	380 / 225 mm (15" / 8 7/8")
<b>Engine</b>	CAT®, 403 kW (540 hp)
<b>Weight</b>	43 000 kg (95 000 lbs)

# Lokotrack cone plants

	LT220D™	LT330D™	LT200HP™	LT200HPS™	LT300HP™	LT300GP™
<b>Transport dimensions</b>						
Length	16 500 mm (54')	18 000 mm (59')	16 750 mm (54' 11")	19 000 mm (62' 3")	17 300 mm (56' 9")	17 300 mm (56' 9")
Width	3 000 mm (9' 10")	3 500 mm (11' 5")	3 000 mm (9' 10")	3 100 mm (10' 2")	3 500 mm (11' 5")	3 500 mm (11' 5")
Height	3 500 mm (11' 6")	3 800 mm (12' 6")	3 400 mm (11' 1")	3 600 mm (11' 10")	3 800 mm (12' 5")	3 800 mm (12' 5")
Weight	48 000 kg (105 000 lbs)	67 000 kg (150 000 lbs)	30 000 kg (66 000 lbs)	38 000 kg (84 000 lbs)	43 000 kg (95 000 lbs)	43 000 kg (95 000 lbs)
<b>Crusher</b>						
Model	Nordberg® GP220D™ / HP200™	Nordberg® GP330™ / HP300™	Nordberg® HP200™	Nordberg® HP200™	Nordberg® HP300™	Nordberg® GP3005™ / GP330™
Nominal feed opening	210 / 185 mm (8 1/4" / 7 1/4")	230 / 230 mm (9 1/8" / 9 1/8")	210 mm (8 1/4")	210 mm (8 1/4")	230 mm (9 1/8")	380 / 225 mm (15" / 8 7/8")
<b>Feeder</b>						
Hopper volume	o	o	5 m³ (6.6 yd³)	5 m³ (6.6 yd³)	5 / 8* m³ (6.6 / 10.5* yd³)	5 / 8* m³ (6.6 / 10.5* yd³)
Loading height	2 850 mm (9' 4")	3 350 mm (11')	2 715 mm (8' 10")	2 715 mm (8' 10")	2 900 / 3 600* mm (9' 6" / 11' 10"*)	2 900 / 3 600* mm (9' 6" / 11' 10"*)
Loading width	1 750 mm (5' 9")	1 750 mm (5' 9")	2 500 mm (8' 3")	2 500 mm (8' 3")	2 800 / 3 900* mm (9' 2" / 12' 10"*)	2 800 / 3 900* mm (9' 2" / 12' 10"*)
<b>Conveyors' discharge height</b>						
Main conveyor	o	o	3 000 mm (9' 10")	2 600 mm (8' 7")	2 700 / 3 700* mm (8' 10" / 12' 2"*)	2 700 / 3 700* mm (8' 10" / 12' 2"*)
Side conveyor	o	o	o	o	2 000 mm (6' 7")*	2 000 mm (6' 7")*
Screen product conveyor	4 350 mm (14' 4")	5 300 mm (17' 5")	o	2 740 mm (9')	o	o
Screen side conveyor(s)	3 700 mm (12' 2")	3 600 mm (11' 10")*	o	2 550 mm (8' 5")	o	o
<b>Engine</b>						
Manufacturer	CAT®	CAT®	CAT®	CAT®	CAT®	CAT®
Power	310 kW (415 hp)	403 kW / 500 kVA (540 hp)	310 kW (415 hp)	310 kW (415 hp)	403 kW (540 hp)	403 kW (540 hp)
Fuel tank capacity	900 l (238 gal)	950 l (250 gal)	600 l (159 gal)	600 l (159 gal)	940 l (248 gal)	940 l (248 gal)
Process control system	Metso IC™	Metso IC™	Metso IC™	Metso IC™	Metso IC™	Metso IC™
<b>Screen</b>						
Model	ST4.8	DS20-55	o	TK13-30S / TK15-30-2S	TK13-30S*	TK13-30S*
Length	5 480 mm (18')	5 500 mm (18')	o	3 000 mm (9' 10")	3 000 mm (9' 10")	3 000 mm (9' 10")
Width	1 524 mm (5')	2 000 mm (6' 7")	o	1 300 / 1 500* mm (4' 3" / 4' 11"*)	1 300 mm (4' 3")	1 300 mm (4' 3")
<b>Options</b>						
Hopper extensions	o	o	o	o	•	•
Feeder rubber bottom	o	o	o	o	•	•
Rubber lining for hopper	o	o	o	o	•	•
Side conveyor	•	•	o	o	•	•
Material level control	•	•	•	•	•	•
Metal detector	•	•	•	•	•	•
Long main conveyor	o	o	o	o	•	•
Remote radio control	•	•	•	•	•	•
Dust encapsulation	•	•	•	•	•	•
High pressure water spraying	•	•	•	•	•	•
Pre-heater for engine	•	•	•	•	•	•
Hot / cold climate kit	•	•	•	•	•	•
Extreme cold climate kit	•	•	•	•	•	•
Hydraulic generator	•	o	•	•	•	•
Fuel filling pump	•	•	•	•	•	•
Hydraulic power take off	•	o	•	•	o	o
Interlocking cable	•	•	•	•	•	•

\*option



# Lokotrack Mobile screens







Lokotrack ST2.4

The Lokotrack® ST2.4™ mobile screen combines high capacity with clean, accurate end products from all feed materials. The unit also offers the lowest cost per ton produced in the size class through improved fuel economy, high capacity and low operating costs.

**Lokotrack ST2.4 sets a new standard** in terms of set-up time. All that is required to transform the screen from transport to operating position is to unfold the conveyors, set the screen angle and raise the feeder up hydraulically.

**An optimized hydraulic circuit, CAT® diesel engine, high-quality components and fabrications** come as standard with the ST2.4. All of these combined increase productive time and reduce costly down time. ST2.4 can be optionally equipped with Bi-Power.

**Screening media changes are made very easy** for the operator and the unit has an excellent access way created by raising the screen hydraulically to provide a safe, easily-accessible working environment.

**To meet different process requirements**, such as recycling and heavy duty pre-screening, the Lokotrack ST2.4 offers a variety of different options. The apron feeder provides capacity and reliability in the most demanding quarry applications. Grizzlies, finger bars, Trellex® and a variety of steel meshes provide flexibility for tuning the process. Spare parts and service are available through Metso's worldwide network.



Lokotrack ST2.8

Lokotrack ST2.8 makes the scalping of sticky recycling material look easy. The design principle has been simple: to optimize capacity in demanding scalping and to minimize unprofitable time on site.

**The stickier the feed material the more throw needed in the scalping screen.** Lokotrack ST2.8 has the biggest eccentric throw on the market to make it the best unit for the screening of top soil, demolition waste and river gravel. Additionally, ST2.8 can be fine tuned even for sand applications. The clearance under the screen has been increased by 20% and the bottom deck area is larger compared with ST272™.

**In multistage crushing processes, the removal of fines is easy with a two-way split option.** This feature combines material flow from the first and second deck to the main conveyor and maximizes the capacity and efficiency of the crushing process. Belt feeder and chevron belts are standard features of Lokotrack ST2.8.

**Lokotrack ST2.8 is ready for screening in minutes** thanks to hydraulically operated conveyors and screen including a patent pending feeder mechanism. Lokotrack ST2.8 is 25% lighter than similar machines. Because the weight is lower, transportation is easier. The fuel-efficient scalping process can be started with safe push buttons or by the optional Metso IC™ process control system. With Bi-Power you can even further improve efficiency of your process.

### Features

Screen	3 640 x 1 524 mm (12' x 5')
Feed hopper	4.5 m <sup>3</sup> (5.9 yd <sup>3</sup> )
Engine	CAT®, 75 kW (100 hp)
Weight	23 500 kg (52 000 lbs)



"We were extremely impressed with the production capability of the ST2.4. The overall quality and ease of service are also outstanding. This may be the best track mounted screen Metso has ever produced."

**Greg Jones**  
Crushing & Screening Manager  
Wagner Equipment Co., Colorado, USA

### Features

Screen	4 866 x 1 524 mm (16' x 5')
Feed hopper	4.5 m <sup>3</sup> (5.9 yd <sup>3</sup> )
Engine	CAT®, 75 kW (100 hp)
Weight	26 000 kg (57 000 lbs)



"An aggressive stroke is very important when screening top soil, and Metso's statement about the strongest stroke on the market seems to be true. ST2.8 is also silent and consumes only 10 liters (2.6 G) of fuel per hour."

**Ismo Heikkala**  
Production Manager  
Hyvinkään Tieluiska Oy, Finland





Lokotrack ST3.5



Lokotrack ST3.8

The Lokotrack® ST3.5™ is designed with compact transport dimensions, high-quality components, and to meet the latest global health and safety legislation. The standard ST3.5 two-deck Lokotrack is capable of producing two-sized fractions, and depending on the application, an optional two-deck vibrating grid can be installed to yield fractions of three sizes.

**The high capacity** two-bearing two-deck screen box is equipped with interchangeable screen meshes minimizing customer stock holding costs. The Lokotrack ST3.5 is designed to achieve the lowest sustainable cost per ton and it has unmatched efficiency and capacity in its size class.

**Work safety** is ensured by the built-in safety features of all the components, structural solutions and low voltage control system.

**CAT® diesel engine**, together with an efficient hydraulic system and optional Bi-Power, enables trouble-free and cost-efficient operation also in demanding applications and extreme climate conditions. Compact dimensions and low transport weight add value through lower transport costs.

**Features**

Screen	3 580 x 1 524 mm (11'9" x 5')
Feed hopper	5.5 m <sup>3</sup> (7.2 yd <sup>3</sup> )
Engine	CAT®, 75 kW (100 hp)
Weight	23 000 kg (51 000 lbs)



"We use our Lokotrack ST3.5 both in recycling and quarrying. Thanks to its compact size, the unit can be easily transported on a normal trailer, which is a big plus for us."

**Andrea Renzi**  
**Managing Director**  
**Re.i.cal, Italy**

The Lokotrack® ST3.8™ mobile screen provides precise screening and high capacity within compact dimensions. Its double deck screen, Metso IC™ process control system and powerful CAT® diesel engine makes it a great unit to work with in various standalone and Lokotrack multistage applications.

**The new engine package** provides the best fuel efficiency due to the optimized hydraulic system and easy access to the service locations. Metso IC process control system offers single-button startup and the possibility to interlock the ST3.8 with other Lokotrack crushing and screening plants.

**Screen meshes are interchangeable**, which means less hassle on-site and with inventory, in addition to quick adaption to different applications. Side platforms come as standard to enable safe maintenance of the unit.

**High-quality components and engineering** without compromises ensure trouble-free production. With features like Bi-Power, radio remote control and a double deck vibrating grizzly, you can fine-tune the Lokotrack ST3.8 to perfectly match your personal requirements.

**Features**

Screen	5 480 x 1 524 mm (18' x 5')
Feed hopper	7.5 m <sup>3</sup> (9.6 yd <sup>3</sup> )
Engine	CAT®, 75 kW (100 hp)
Weight	28 000 kg (62 000 lbs)



"It has been a big surprise that we are able to produce all of the high-quality end products that we need: from different sizes of aggregates to fine sand, all accurately classified with the two mobile screens."

**Bülent Yilmaz**  
**Site foreman**  
**Eren Construction, Turkey**





## Lokotrack ST4.8

The Lokotrack® ST4.8™ mobile screen produces four end products with its triple-deck screen. The unit has a product conveyor and three side conveyors. All the conveyors are hydraulically foldable and the ST4.8 is transported as a single unit. Metso IC™ process control system and powerful CAT® diesel engine make it a great unit to work with in various standalone and Lokotrack multistage applications.

**The new engine package** provides the best fuel efficiency due to the optimized hydraulic system and easy access to the service locations. Metso IC process control system offers single-button startup and the possibility to interlock the ST4.8 with other Lokotrack plants.

**Screen meshes are interchangeable**, which means less hassle on-site and with inventory, in addition to quick adaption to different applications. Side platforms come as standard to enable safe maintenance of the unit.

**High-quality components and engineering** without compromises ensure trouble-free production. With features like Bi-Power, radio remote control, heavy duty air filter and washing equipment you can fine-tune Lokotrack ST4.8 to perfectly match your personal requirements, including closed circuit applications with other Lokotrack crushing and screening plants.

Features	
Screen	5 480 x 1 524 mm (18' x 5')
Feed hopper	7.5 m <sup>3</sup> (9.6 yd <sup>3</sup> )
Engine	CAT®, 75 kW (100 hp)
Weight	32 000 kg (71 000 lbs)



"The capacity of ST4.8 washing screen really met our expectations and we are satisfied with the results. The screen performs well in all our applications, and I hope this will bring growth to business and create more jobs."

**Constantin Apreotesei**  
Owner  
Ecoservice Srl, Romania



## Lokotrack ST620

The Lokotrack® ST620™ mobile screen is a specially designed dual-slope plant for quarry and mine applications in which efficient fine screening and good mobility are appreciated. Its three side conveyors, product conveyor and feed funnel have been designed to match perfectly with other Lokotrack crushing and screening plants.

**The ST620's DS series high-performance** triple-deck screen has been developed for the highest capacity in mobile applications. A large screen deck area for all three decks and a steeper inclination angle at the loading end are standard features of the ST620, designed to guarantee you the best output.

**Screening accuracy** is ensured by a shallower angle at the discharge end. The hydraulically driven screen can be equipped with a wide range of screening meshes to suit different product sizes and requirements.

**The market-leading Metso IC™** process control and diagnostics system, a standard feature of the ST620, offers single-button startup and the possibility to interlock the ST620 with other Lokotrack crushing and screening plants. It continuously monitors the unit functionality and protects it from misuse. The IC improves your screening efficiency and makes the ST620 safer and easier to operate.

Features	
Screen	6 000 x 1 800 mm (19' 8" x 5' 11")
Engine	CAT®, 130 kW (175 hp)
Weight	30 500 kg (67 000 lbs)





# Lokotrack CT3.2

The track-mounted Lokotrack® CT3.2™ and wheel-mounted Lokotrack® CW3.2™ mobile conveyors offer an ideal solution for applications that require high stockpile capacity and excellent material transfer capabilities.

**Lokotrack CT3.2 is powered by CAT® diesel engine** and for the wheel-mounted CW3.2, a power pack is available as an option. Additional features like a rock box, impact bars and double drive make the CT3.2 an ideal conveying solution for different feed sizes and capacities.

**The mobile conveyor adds flexibility** to Lokotrack multistage crushing and screening applications. It enables easy and fast closed circuit operation even with special combinations. When in open loop, a high discharge height increases the stockpile capacity, and with an additional radial drive on the CW3.2, the discharge end can be moved radially.

**Lokotrack CT3.2 and CW3.2 are easy and safe to use**, especially when hydraulic tilting is applied. Spare and wear parts as well as Metso support are available as for any other Lokotrack crushing and screening plant.

### Features

<b>Loading height</b>	1 400 mm – 3 400 mm (4' 7" – 11' 2")
<b>Discharge height</b>	7 900 mm (26')
<b>Operat. length</b>	20 000 mm (65')
<b>Engine</b>	CAT®, 36 kW (51 hp)
<b>Weight</b>	9 560 kg (21 000 lbs)



The Lokotrack CT3.2 mobile conveyor offers an ideal solution for applications that require high stockpile capacity and excellent material transfer capabilities.

# Lokotrack mobile screens

	ST2.4™	ST2.8™	ST3.5™	ST3.8™	ST4.8™	ST620™
<b>Transport dimensions</b>						
Length	14 200 mm (46' 7")	15 400 mm (50' 7")	14 350 mm (47' 1")	18 300 mm (60')	18 320 mm (60' 1")	14 900 mm (48' 10")
Width	2 990 mm (9' 10")	3 000 mm (9' 10")	3 000 mm (9' 10")	3 190 mm (10' 6")	3 190 mm (10' 6")	3 000 mm (9' 10")
Height	3 400 mm (11' 2")	3 560 mm (11' 8")	3 460 mm (11' 4")	3 420 mm (11' 3")	3 630 mm (11' 11")	3 800 mm (12' 5")
Weight	23 500 kg (52 000 lbs)	26 000 kg (57 000 lbs)	23 000 kg (51 000 lbs)	28 000 kg (62 000 lbs)	32 000 kg (71 000 lbs)	30 500 kg (67 000 lbs)
<b>Screen</b>						
Size	3 640 x 1 524 mm (12' x 5')	4 870 x 1 524 mm (16' x 5')	3 580 x 1 524 mm (11' 9" x 5')	5 480 x 1 524 mm (18' x 5')	5 480 x 1 524 mm (18' x 5')	6 000 x 1 800 mm (19' 8" x 5' 11")
Area (top deck)	5.6 m <sup>2</sup> (6.7 yd <sup>2</sup> )	7.4 m <sup>2</sup> (8.9 yd <sup>2</sup> )	5.5 m <sup>2</sup> (6.6 yd <sup>2</sup> )	8.4 m <sup>2</sup> (10 yd <sup>2</sup> )	8.4 m <sup>2</sup> (10 yd <sup>2</sup> )	11 m <sup>2</sup> (13 yd <sup>2</sup> )
Number of decks	2	2	2	2	3	3
<b>Feeder</b>						
Hopper	4.5 m <sup>3</sup> (5.9 yd <sup>3</sup> )	4.5 m <sup>3</sup> (5.9 yd <sup>3</sup> )	5.5 m <sup>3</sup> (7.2 yd <sup>3</sup> )	7.5 m <sup>3</sup> (9.6 yd <sup>3</sup> )	7.5 m <sup>3</sup> (9.6 yd <sup>3</sup> )	1.7 / 3 m <sup>3</sup> (2.2 / 4 yd <sup>3</sup> )
Loading height	3 054 / 3 450 mm (10' / 11' 3")	3 300 / 3 680 mm (10' 10" / 11' 1")	3 290 mm (10' 9")	2 315 / 3 345 mm (7' 7" / 11')	2 315 / 3 345 mm (7' 7" / 11')	2 180 / 2 325 mm (7' 1" / 7' 7")
Loading width	3 000 mm (9' 10")	3 000 mm (9' 10")	4 260 mm (14')	4 650 mm (15' 4")	4 650 mm (15' 4")	2 100 / 2 600 mm (6' 11" / 8' 7")
<b>Conveyors' discharge height</b>						
Product conveyor oversize	3 300 mm (10' 10")	3 440 mm (11' 3")	o	o	o	o
Side conveyor oversize	o	o	3 860 / 4 500 mm (12' 9" / 14' 8")	4 390 mm (13' 7")	4 770 mm (14' 7")	2 890 mm (9' 6")
Side conveyor midsize	3 650 mm (12')	4 190 mm (13' 9")	3 860 / 4 500 mm (12' 9" / 14' 8")	4 390 mm (13' 7")	3 883 mm (12' 9")	2 850 mm (9' 5")
Side conveyor bottom deck	o	o	o	o	4 165 mm (13' 8")	2 850 mm (9' 5")
Side conveyor undersize	3 780 mm (12' 5")	4 340 mm (14' 3")	o	o	o	o
Product conveyor undersize	o	o	3 080 mm (10' 3")	4 300 mm (14' 4")	4 300 mm (14' 2")	3 750 mm (12' 4")
<b>Engine</b>						
Manufacturer	CAT®	CAT®	CAT®	CAT®	CAT®	CAT®
Power	75 kW (100 hp)	75 kW (100 hp)	75 kW (100 hp)	75 kW (100 hp)	75 kW (100 hp)	130 kW (175 hp)
Fuel tank capacity	273 l (71 gal)	273 l (71 gal)	273 l (71 gal)	273 l (71 gal)	273 l (71 gal)	310 l (82 gal)
Process control system	o	Metso IC™	o	Metso IC™	Metso IC™	Metso IC™
<b>Options</b>						
Bi-Power for external electricity	•	•	•	•	•	o
Various grizzly options	•	•	•	•	•	o
Various screening medias	•	•	•	•	•	•
Apron feeder	•	•	o	o	o	o
Vibrating grizzly	o	o	•	•	o	o
Light mast	•	•	•	•	•	•
Remote radio control	•	•	•	•	•	•
Hopper extensions	•	•	o	o	o	•
Dust encapsulation	o	o	•	•	•	•
Water spraying system	o	o	•	•	•	•
Pre-heater for engine	•	•	•	•	•	•
Hot / cold climate kit	•	•	•	•	•	•
Extreme cold climate kit	•	•	•	•	•	•
Heavy duty air filter	•	•	•	•	•	•
Rear platform	o	o	•	•	•	o
Overband magnetic separator	•	•	o	o	o	o
Hydraulic power take off	o	o	•	•	o	o
Feeder stop with LT IC	•	•	•	o	o	o
Interlocking cable	o	•	o	•	•	•
Rock box	o	o	•	•	•	o
Washing equipment	o	o	o	o	•	o

\*option



Metso cooperates eagerly with its customers to optimize Lokotrack plant performance for specific applications. Lokotrack customization includes minor modifications to standard Lokotrack plants and developing entirely new crushing, screening and belt conveying solutions.

# Lokotrack Customized plants







## Lokotrack LT150E

The world's most popular tracked primary crushing plants in 'over 100 ton class' - LT140(E)<sup>™</sup> - has been replaced by the new Lokotrack<sup>®</sup> LT150E<sup>™</sup>. Besides the new Nordberg<sup>®</sup> C150<sup>™</sup> jaw crusher, LT150E includes many features which enhance the performance, safety and ease of operation.

Italian company Marocca Costruzioni utilizes Metso's ITPS solution to maximize their production efficiency. Lokotrack mobile jaw crushing plant and Lokolink<sup>™</sup> mobile conveying system are followed by downhill conveyors to bring the crushed rock to the stationary crushing and screening plant. Average production of the plant is 800 mtph (880 stph) of 0-300mm (0-15 3/4") primary crushed limestone. Compared to the conventional dump truck haulage, this innovative set up offers significant production cost savings, besides reducing the amount of exhaust gas and dust emissions. As a further bonus the downhill conveyors are used for generating electric power to be sold to the local electric power supplier.

Electric power transmission of Lokotrack LT150E offers the possibility to use electric power either from external grid, or generated by the on-board diesel generating set. Lokotrack LT150E can be equipped with grizzly feeder, or alternatively with pan feeder and vibrating grizzly. For scalping sticky feed materials, wobbler grizzly is also available. LT150E's applications vary from hard rock quarries to cement plants, and to the world's most demanding mine sites.

### Features

<b>Crusher</b>	Nordberg <sup>®</sup> C150 <sup>™</sup>
<b>Feed opening</b>	1 400 x 1 200 mm (55" x 47")
<b>Installed power</b>	400 kW (535 hp)
<b>Weight</b>	125 000 kg (275 000 lbs)



"Based on studies of available options, it became clear to us that Metso's Lokotrack and Lokolink based in-pit crushing and conveying solution would provide us the biggest benefits and the capacity, economy and reliability we were looking for."

**Alberto Marocca**  
**Managing Director**  
**Marocca Costruzioni, Italy**



## Lokotrack LT160E

Australian market-leading building and construction company Boral Limited, has established its new Peppertree quarry operation in Marulan, NSW, to meet the high demand for aggregate in the heavily growing Sydney metropolitan area. The flagship of the new quarry is the Lokotrack<sup>®</sup> LT160E<sup>™</sup>. The average capacity of the plant is 1 150 mtph (1 270 stph) of 0-500 mm (0-3 5/8") primary crushed graniodite. The Lokotrack LT160E discharges to the Lokolink<sup>™</sup> LL16 mobile conveying system, which transfers the primary product further to the field conveyor, taking the material to the next crushing phases. Safety has been one of the major engineering criteria set by the customer, which can be seen in the design of the unit.

Lokotrack LT160E is an electrically driven unit supplied by an external power source. It is also available with an on-board diesel generating set for all functions or track driving only. Depending on the application and customer needs, the Lokotrack LT160E can be delivered with various feeding configurations.

Advanced Metso IC<sup>™</sup> process control system enables the entire primary crushing plant to be operated from the excavator cabin. High reliability, low operative costs, and safety in operation make the Lokotrack LT160E the number one choice for any quarry or mine operation with a high capacity requirement.

### Features

<b>Crusher</b>	Nordberg <sup>®</sup> C160 <sup>™</sup>
<b>Feed opening</b>	1 600 x 1 200 mm (63" x 47")
<b>Installed power</b>	550 kW (740 hp)
<b>Weight</b>	285 000 kg (628 000 lbs)




"Metso's ITPS solution reduces our dump trucks, so we've got less traffic on the site, which is much safer. From an environmental perspective, it reduces fuel consumption and dust emissions. It's a really great solution; but, most importantly, from an operational perspective, it does everything we need it to do."

**Natalie Constantine**  
**Senior OHS Adviser**  
**Boral Construction Materials & Cement, Australia**



# Lokotrack LT200E



<b>Crusher</b>	Nordberg® C200™
<b>Feed opening</b>	2 000 x 1 500 mm (79" x 59")
<b>Installed power</b>	1 600 kW (2 150 hp)
<b>Weight</b>	850 000 kg (1 870 000 lbs)

Altay Polimetally LLP operates a big copper mine in Kazakhstan. Metso provided the world's biggest Lokotrack® mobile jaw crushing plant and Lokolink™ mobile belt conveyors to meet the mine's capacity requirement. The solution is based on Metso's ITPS concept.

The plant consists of mobile apron feeder MAF210™, a Lokotrack® LT200E™, a Lokolink™ LL16 and mobile stacker MS16™. The nominal capacity of the plant is 2 500 mtph (2 755 stph) with feed size up to 1 200 mm (47"). Temperatures as low as -40 °C (-40 °F) and winds of up to 30 m/s (60 knot) add their own flavour to the operations. Climatized equipment containers and electrically driven tracks are only some of our solutions to challenge the extreme climate.

This 850-tonne (1 870 000 lbs) plant provides the customer with all the benefits of a fully mobile crushing plant, such as high flexibility and low operative costs. For the industry, this is a new benchmark set by Metso.





Lokotrack LT1415

A major aggregate producer in Ireland, Roadstone Provinces Ltd employs one of its five Lokotrack® LT1415™ impact crushing plants at the Bunratty Quarry. The LT1415 offers the largest feed opening in its weight class, which is especially beneficial for high-performance quarry operation. Efficient scalping, high crushing power, robust construction and full on-site mobility make the LT1415 the world's favourite high-performing impact crusher. The LT1415's typical production equals 600 mtph (660 stph) of 0–120 mm (0–4 23/32") primary crushed limestone.

The LT1415 is equipped with a pan feeder and vibrating grizzly. For scalping sticky feed materials, a roller grizzly is also available. The LT1415 can be equipped with a two-deck 5.6 m<sup>2</sup> (6.7 yd<sup>2</sup>) screen with the possibility of recirculating oversize material from one or two decks.

The Lokotrack LT1415 power transmission is a combination of direct, hydraulic and electric drives. The Lokotrack® LT1415E™ with electric power transmission offers the possibility to use electric power either from the external grid, or generated by the on-board diesel generating set.

**Features**

<b>Crusher</b>	Nordberg® NP1415M™
<b>Feed opening</b>	1 540 x 1 320 mm (60 3/4" x 52")
<b>Installed power</b>	400 kW (535 hp)
<b>Weight</b>	66 000 kg (145 000 lbs)



Lokotrack LT1418E

TPI Polene Ltd, one of Thailand's major cement producers, were in the process of upgrading their production capabilities at decreased production and haul cost. After detailed studies, the optimal solution was found based on Metso's ITPS concept. Three Lokotrack® LT1418E™ impact crushing plants are followed by three Lokolink™ mobile conveying systems. Each LT1418E produces, on average, 600 mtph (660 stph) of 0–80 mm (0–3 1/8") primary crushed limestone. To improve the product size calibration, the impact crushers are equipped with an additional third breaker plate.

The Lokotrack LT1418E with electric power transmission offers the possibility to use electric power either from the external grid, or generated by the on-board diesel generating set. The LT1418E is equipped with a pan feeder and vibrating grizzly. For scalping sticky feed materials, a wobbler grizzly is also available. The Lokotrack LT1418E can be combined with Lokolink mobile conveying system.

Also available is the Lokotrack® LT1418™ with a power transmission consisting of direct, hydraulic and electric drives.

**Features**

<b>Crusher</b>	Nordberg® NP1418™
<b>Feed opening</b>	1 840 x 1 320 mm (72 1/2" x 52")
<b>Installed power</b>	600 kW (805 hp)
<b>Weight</b>	95 000 kg (209 000 lbs)





Lokotrack LT1620E

The Austrian construction company Bernegger was facing a problem years ago, when the limestone quarry next to their aggregate and cement production plant became depleted. The planned new quarry site was located three kilometers (two miles) away in the mountains, and tight environmental restrictions would be applied to control all operations.

The solution was to place the Lokotrack® LT1620E™ and Lokolink™ mobile conveying system in the new quarry face. Primary crushed limestone is conveyed into a 160 m (525 feet) high vertical shaft, and then conveyed 3.5 km (2.2 miles) by a belt conveyor placed inside a tunnel. The complete primary crushing and belt conveying system is electric driven, and the 15% declined tunnel conveyor is even used for generating electric power. This solution makes it possible to minimize all environmental impacts and the total production cost. The LT1620E has an average production of 1 000 mtph (1 100 stph) of 0–100 mm (0–3 7/8”) primary crushed limestone.

The Lokotrack LT1620E with electric power transmission offers the possibility to use electric power either from the external grid, or generated by the on-board diesel generating set. The LT1620E is equipped with a pan feeder and vibrating grizzly. For scalping sticky feed materials, a wobbler grizzly is also available.

**Features**

<b>Crusher</b>	Nordberg® NP1620™
<b>Feed opening</b>	2 040 x 1 634 mm (80 5/16" x 64 11/32")
<b>Installed power</b>	800 kW (1 080 hp)
<b>Weight</b>	220 000 kg (485 000 lbs)



Lokotrack LT9100E

Cemex – one of the world's leading aggregate and cement producers – uses the Lokotrack® LT9100E™ for the final shaping of high-quality aggregates in their Petrie Quarry in Queensland, Australia. The impressive four-stage Lokotrack crushing and screening plant consists of a primary LT125™ jaw crushing plant, secondary LT300GPS™ cone crushing plant, LT550GPF™ cone crushing plant and LT9100E VSI crushing plant.

The massive but still easily road transportable plant is moved frequently between Cemex quarries in the region. The LT9100E's typical production is 300 mtph (330 stph) of 0–20 mm (0–0 3/4") high-quality aggregate.

**Features**

<b>Crusher</b>	Barmac® B9100SE™
<b>Feed size</b>	64 mm (2 33/64")
<b>Installed power</b>	550 kW (740 hp)
<b>Weight</b>	60 000 kg (132 000 lbs)





## Lokotrack LT550GP

Lemminkäinen Infra Oy, one of Finland's largest construction companies, uses the Lokotrack® LT550GP™ cone crushing plant as the secondary crusher behind its Lokotrack® LT125™ primary jaw crushing plant. The Lokotrack LT550GP is equipped with a highly effective inclined two-deck 5.6 m<sup>2</sup> (6.7 yd<sup>2</sup>) screen with the possibility of recirculating oversize material from one or two decks.

The Lokotrack LT550GP is used in different combinations together with other members of the company's 25-piece Lokotrack fleet. In two-stage crushing, the LT550GP has a typical production of 400 mtp<sup>h</sup> (440 stph) of 0–70 mm (0–2 ¾") base material. Another typical configuration is to add an LT550GPF™ cone crushing plant behind an LT550GP to serve as the tertiary closed-circuit crushing stage for producing aggregates.

Key features of the Lokotrack LT550GP (as well as the LT550GPF) are high performance, high reliability in a tough environment and easy road transportability. Therefore, Lokotrack plants are ideally suited for the needs of Nordic users, which also explains their popularity.

Other Nordberg® cone crusher models which are available in similar Lokotrack configuration - either as diesel or electric driven versions: Nordberg® HP4™, HP400™, HP500™ and GP500S™.

Features	
Crusher	Nordberg® GP550™
Feed opening	300 mm (12")
Installed power	550 kW (740 hp)
Weight	90 000 kg (198 000 lbs)



"The combination of the Lokotrack LT125 and LT550GP have been extremely reliable for us. We produce over 400 mtp<sup>h</sup> (440 stph) of 0–90 mm (0–3 ½") and general accessibility of the plant is very good."

**Juhani Louramo**  
**Site Manager**  
**Lemminkäinen Infra Oy, Finland**



## Lokotrack LT400HPF

An Irish aggregate producer, Morrissey Ltd, uses the Lokotrack® ST272™ mobile screen to feed its Lokotrack® LT400HPF™ cone crushing plant. The Lokotrack LT400HPF is equipped with the highly efficient and accurate three-deck 12 m<sup>2</sup> (14.4 yd<sup>2</sup>) F5303 horizontal screen, which works in closed circuit with the high-performing HP400™ cone crusher.

The LT400HPF has a typical production of 500 mtp<sup>h</sup> (550 stph) of 0–45 mm (0–1 ¾") split into three product fractions. The Lokotrack LT400HPF™ fully meets the key equipment selection criteria of Morrissey Ltd: high performance and reliability combined with full on-site mobility.

Other Nordberg® cone crusher models which are available in similar Lokotrack configuration – either as diesel or electric driven versions: Nordberg® HP4™ and GP550™.

Features	
Crusher	Nordberg® HP400™
Feed opening	299 mm (11 ¾")
Installed power	550 kW (740 hp)
Weight	100 000 kg (220 000 lbs)



# Lokotrack

## Application examples





# Recycling



Lokotrack Urban



Lokotrack ST2.8



Lokotrack LT1213S



Lokotrack ST3.5



# Multistage plants



Lokotrack LT1110 + ST3.5



Lokotrack LT106 + LT220D



Lokotrack LT1213 + ST3.5



Lokotrack LT106 + LT220D



# Multistage plants



Lokotrack LT116 + LT200HPS + LT7150 + ST620



Lokotrack LT120 + LT300HP + ST620



Lokotrack LT116 + LT1213 + ST3.8 + LT7150 + ST4.8



Lokotrack LT120 + ST2.8



# Multistage plants



Lokotrack LT120 + LT300GP + LT300GPB



Lokotrack LT125 + LT300HP + LT300HPB + LT7150 + ST620 + ST620



Lokotrack LT120E + LT330D



Lokotrack LT125 + LT500HPE + ST820



## Services

# Maximizing your return on investment

Our comprehensive services offering includes everything from original spare and wear parts to customizable service solutions fine-tuned to your specific needs. You can count on Metso's expertise and support, available through our worldwide network of service centers, distribution facilities and regional warehouses. So if it's wear or spare parts support, engineered service solutions, a tailored Equipment Protection Plan or a long term Life Cycle Services contract that you are looking for, we'll make sure that your investments get the attention they deserve.

### **Spare and wear part support**

Our OEM parts help maintain the performance and availability of your equipment, resulting in a lower production cost per ton. Based on a long-term mutual commitment, you can take advantage of benefits such as preferential access to the most critical spare and wear parts.

Metso parts are manufactured according to specific design parameters using high-quality materials, tools and techniques. The use of OEM parts assures optimal performance and equipment availability, resulting in a lower production cost per ton.

Our crusher chamber/liner optimization solution is tailored to your process. This is a continuous improvement program, since the characteristics of the aggregates or the crushing process may vary. Depending on your needs, we can set goals, such as longer wear life, higher capacity throughput, finer material, or shorter downtime on liner changes.

### **Field Services**

We understand our customers' real issues and that success comes from helping you reach your operational and financial goals. Combining our global service network and deep industry knowledge with your operational expertise ensures that we provide the best solutions to deliver quality aggregate and increased productivity, eliminate waste and reduce risk.

We offer a comprehensive set of field services to help meet your maintenance, repair and refurbishment needs, offering a cost-effective alternative to purchasing new or replacement equipment. These services are available at our global service facilities or on site through our experienced field service staff. Backed by years of experience, we can repair broken or damaged equipment to "like-new" condition and restore worn or irreplaceable equipment to perfect operating condition.





### Life Cycle Services

Our Life Cycle Services (LCS) take the entire range of services Metso provides to our aggregates customers and conveniently bundle them into customizable, easily manageable packages, ranging from the basics to more complete solutions, depending on the scale of your needs. Metso implements industry best practices at each step of your operation to achieve optimum performance and guaranteed results.

Our Life Cycle Services offering includes equipment support, maintenance services and maintenance and optimization packages.

### Equipment Protection Plan

EPP is a reliability assurance program that covers key components of your Metso equipment, representing up to 75% of the complete crushing equipment value. Standard freight and service supervisory work are included in the program coverage.

Scheduled equipment inspection visits from a Metso-certified inspector are part of the program, and ensure that any issues are caught early. Certified inspectors help optimize your equipment's life cycle productivity to enable the lowest sustainable cost of production.



# The Metso Way – Making the big difference to our customers

Everything we do is based on deep industry knowledge and expertise that makes the big difference to our customers. Decades of close customer collaboration and adapting to our customers' ever changing needs have transformed us into a knowledge company.



**Metso Corporation**, Lokomonkatu 3, P.O.Box 306, FI-33101 Tampere, Finland, tel. +358 20 484 142, fax +358 20 484 143  
[www.metso.com](http://www.metso.com)

Metso, Lokotrack, Nordberg, Barmac and, Trellex are trademarks or registered trademarks of Metso Corporation or its subsidiaries or affiliates.  
\*Other names and brands may be claimed as the property of others.  
\*Caterpillar and CAT are registered trademarks of Caterpillar Inc.